

## User guide

# AGE VERIFICATION POPUP

Version: 1.0.0

The **Age Verification Popup** module, developed by PrestaShop, allows you to check your visitors' age by displaying a popup as soon as they reach your store.

This module is ideal to help you take precautions automatically at the beginning of your visitors' navigation and avoid selling certain products that have a legal restriction.

Below you will find all the information you need to understand and use this module.

### Contents:

1. *Configuration tab*
2. *Help tab*

## 1. CONFIGURATION TAB

Before configuring the design of your age verification popup, you can start with the choice to display or not this popup on your online store and the choice of the minimum age to view its content.

Display age verification pop up ☒ YES ☐ NO

Minimum age

You will then be able to choose the display type of your popup according to the corresponding age verification method. 2 options are available:

- Confirm/Deny buttons
- Birth date check

Verification method



Depending on your choice of the popup display type, its configuration will be slightly changed.

### Option 1: Confirm/Deny buttons

- [Step 1: Text settings](#)










This step will allow you to customize the text displayed on your popup:

- Begin by choosing the text font, this font will be applied to the messages and the Confirm/Deny buttons on the popup.










Text font Roboto ▼

- Next, you will be able to customize the text displayed on the popup: the title of the popup, the customized message for your visitors (for example: *"Please confirm that you are over 18 to enter the website"*) and the refusal message (for example: *"We are sorry but you must be over 18 to view our content"*). We highly recommend you to fill in these messages in all available languages of your store.










Custom title Edit ▾ Insert ▾ View ▾ Format ▾ Tools ▾ en ▾

</> **B** *I* U ~~S~~    Paragraph ” **A**      

Custom message Edit ▾ Insert ▾ View ▾ Format ▾ Tools ▾ en ▾

</> **B** *I* U ~~S~~    Paragraph ” **A**      

Deny message Edit ▾ Insert ▾ View ▾ Format ▾ Tools ▾ en ▾

</> **B** *I* U ~~S~~    Paragraph ” **A**      

*This message will appear if the minimum age is not acquired*

- You can also customize the text displayed for the Confirm and Deny buttons. The number of characters for the buttons is limited to 20 characters for the best display on your store.

Confirm button text  en ▾

Deny button text  en ▾

- [Step 2: Design setup](#)

In this step, you will have the possibility to adapt the design of the popup to your preferences:

- First of all, we invite you to define the dimensions of your popup.

Popup height  px

Popup width  px


- Next, please choose a background color for the popup and set the opacity of the screen if you would like.

Background color  

Opacity  70

- You can also insert an image at the top center of your popup (your logo for example).

Display a custom image on your pop up ☒ YES ☐ NO

Upload an image   Choose a file

- Finally, you can customize the background color and text color of the Confirm/Deny buttons according to your preferences.

Confirm button background color  

Confirm button text color  

Deny button background color  

Deny button text color  

## Option 2: Birth date check

The configuration settings for this option are very similar to Option 1. The only difference is that instead of two Confirm/Deny buttons, in this option there will only be one Confirm button to configure.

## 2. HELP TAB

In this tab, you will find the user guide in PDF of this module to help you with different configuration elements and a list of questions frequently asked by our merchants as well as answers provided by our module experts.

The entire PrestaShop Team thanks you for your trust and wishes you great success with the Age Verification Popup module!

*The Age Verification Popup module was developed by the PrestaShop Team, guaranteeing perfect compatibility with PrestaShop e-commerce software.*